

CITY OF SELKIRK

DATA DRIVEN INSIGHTS



WCCD

DATA FOR
CANADIAN
CITIES



WCCD

WORLD COUNCIL
ON CITY DATA



WCCD

WORLD COUNCIL
ON CITY DATA



ABOUT THE WORLD COUNCIL ON CITY DATA

www.dataforcities.org

The World Council on City Data (WCCD) was founded in 2014 and exists to help communities of all sizes - in Canada and across the globe - to embrace standardized, independently verified, and globally comparable city data to become more sustainable, resilient, prosperous inclusive and smart. Since its founding, the WCCD has been working with 100 cities worldwide and has helped these cities to adopt ISO 37120, the first international standard for city data. The WCCD and ISO 37120 are a truly "Made in Canada" initiative – with their ultimate creation primarily spearheaded by Canadian urban thinkers and city leaders. The standard includes 104 indicators across 19 themes and standardizes a set of city services and quality of life. ISO 37120 provides cities with quantitative, globally comparable and independently verified local-level data enabling any city, of any size, to measure and compare its social, economic, and environmental progress internally year over year, and also in relation to other peer cities locally and globally. The WCCD is now also operationalizing two new standards: ISO 37122 Indicators for Smart Cities and ISO 37123 Indicators for Resilient Cities across its rapidly growing network. The WCCD has led the development of this "ISO 37120 Series" of three global standards to support cities in Canada and globally in building a global framework for city data that allows cities to drive measurable progress for sustainable, resilient and smart futures.

ISO 37120



WORLD COUNCIL
ON CITY DATA

The City of Selkirk

achieved WCCD ISO 37120 Platinum Certification in 2019 – supported by the Government of Canada – having reported over 90 standardised city-level indicators, across nineteen themes.



ABOUT THE DATA FOR CANADIAN CITIES PROJECT

Equipping city leaders across Canada with high-calibre, comparable, and independently verified municipal data, the Data for Canadian Cities Project is a transformative, three-year, Canada-wide project that is currently underway in fifteen data-driven municipalities across the country. Supported by the Federal Ministry of Infrastructure and Communities, the Project provides city leaders with the kind of data they need to make important decisions, but also strengthens internal benchmarking, while enabling robust, apples-to-apples comparisons with thirty cities across Canada, and one hundred cities worldwide. From strengthening sustainability planning to driving economic development to achieving climate-change objectives, and informing critical investment decisions, the Data for Canadian Cities Project offers municipal decision-makers across the country the essential data that they need to create smarter, more sustainable, resilient, prosperous and inclusive communities.

THE DATA FOR CANADIAN CITIES PROJECT – PARTICIPATING MUNICIPALITIES

Fifteen new Canadian municipalities participating in the Data for Canadian Cities Project join established WCCD member cities to create a cohort of thirty WCCD-certified Canadian cities. Graphs in this document showcase cities in this cohort as well as appropriate global peers. Peer cities are selected on the basis of various criteria, including for example population size, density, economic profile, demographic makeup and location.



SELKIRK

OFFERING
AFFORDABILITY
AND
OPPORTUNITY



WCCD

WORLD COUNCIL
ON CITY DATA



DATA FOR
CANADIAN
CITIES

WCCD

**SELKIRK: OFFERING
AFFORDABILITY AND
OPPORTUNITY**

**PLANNING FOR
DEMOGRAPHIC
CHANGE**



WCCD

WORLD COUNCIL
ON CITY DATA

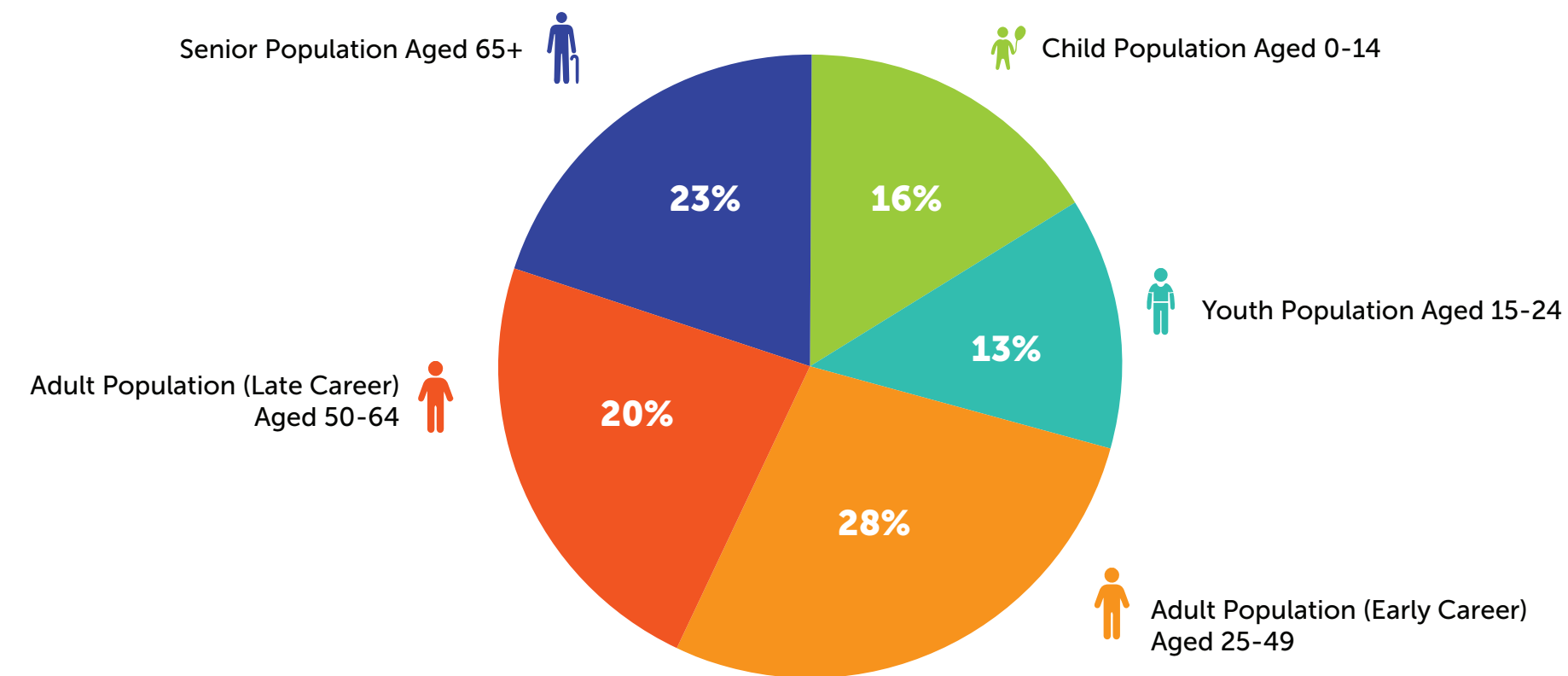


**DATA FOR
CANADIAN
CITIES**

Selkirk Demographic Profile

ISO 37120

Age Cohort



SELKIRK: OFFERING AFFORDABILITY AND OPPORTUNITY

PLANNING FOR DEMOGRAPHIC CHANGE



WCCD

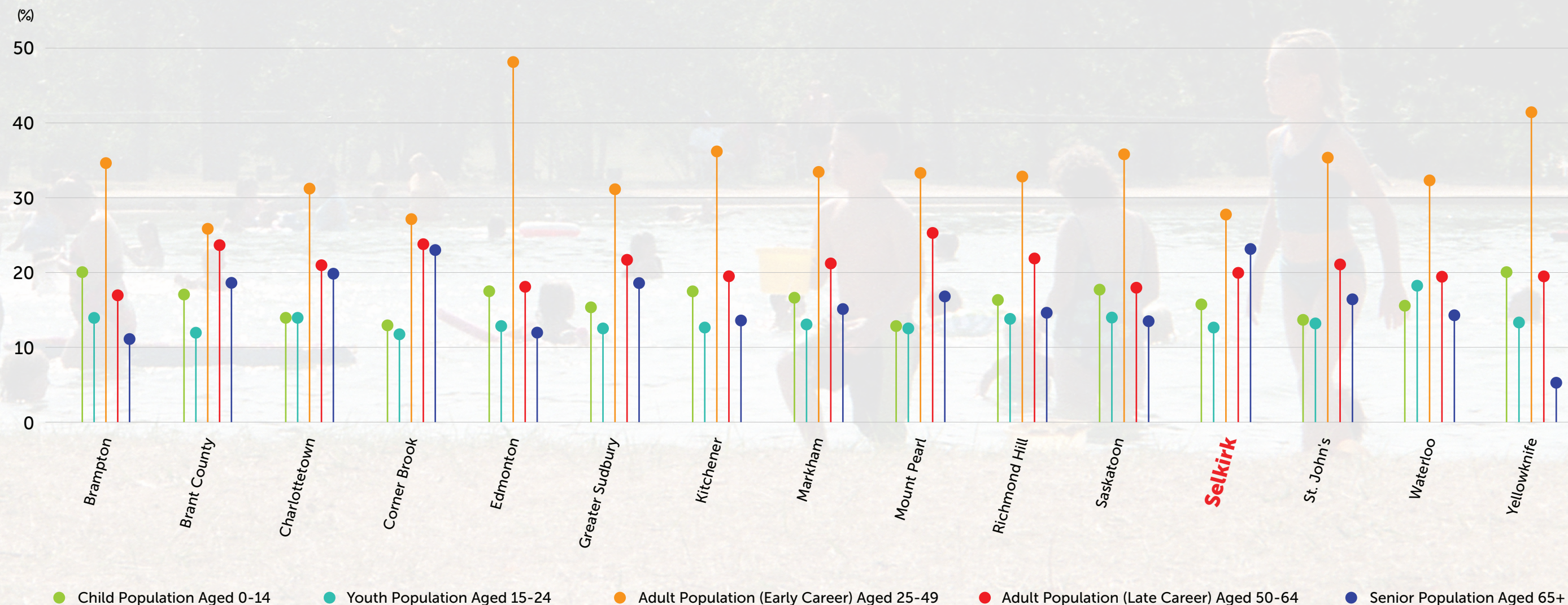
WORLD COUNCIL ON CITY DATA



DATA FOR CANADIAN CITIES

Selkirk Population Demographics in a Canadian Perspective

ISO 37120



SELKIRK: OFFERING AFFORDABILITY AND OPPORTUNITY

ATTRACTING NEW RESIDENTS AND SUPPORTING ESTABLISHED ONES

This threshold figure measures the percentage of a city's population that are living in housing that is affordable, defined according to what a given household spends on housing relative to household income. In Canada, housing is considered to be affordable when less than 30% of before-tax income is spent on housing.



WCCD

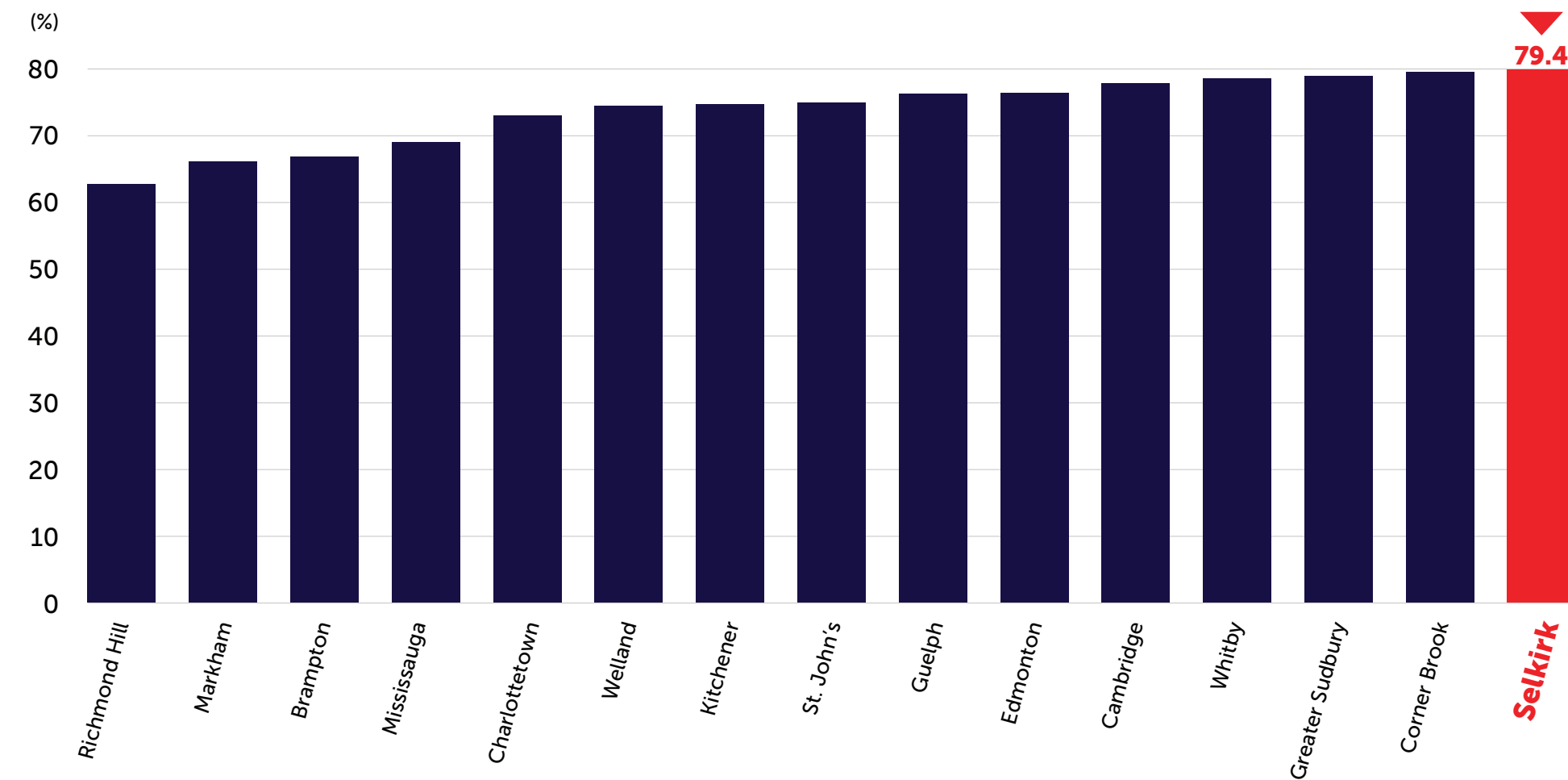
WORLD COUNCIL ON CITY DATA



DATA FOR CANADIAN CITIES

Percentage of Population Living in Affordable Housing

ISO 37120 Indicator 12.2



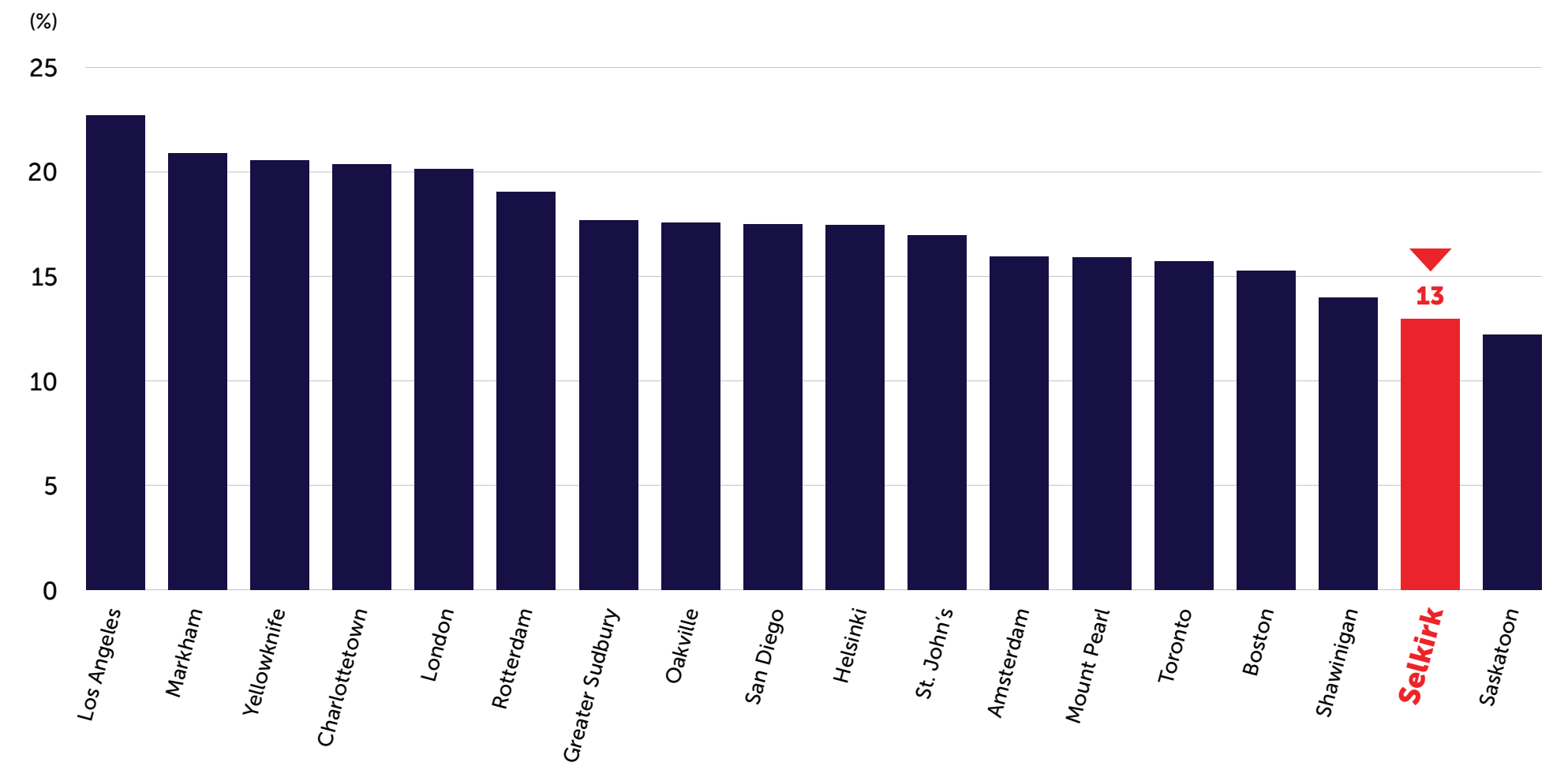


SELKIRK: OFFERING AFFORDABILITY AND OPPORTUNITY

A PLACE TO GROW

Youth Unemployment Rate

ISO 37120 Indicator 5.4





WCCD

WORLD COUNCIL
ON CITY DATA



DATA FOR
CANADIAN
CITIES

**SELKIRK: OFFERING
AFFORDABILITY AND
OPPORTUNITY**

**A STRONG
AND STABLE
ECONOMY**

**Number of Businesses per
100 000 Population**

ISO 37120 Indicator 5.5



**NUMBER OF
BUSINESSES IN
SELKIRK**

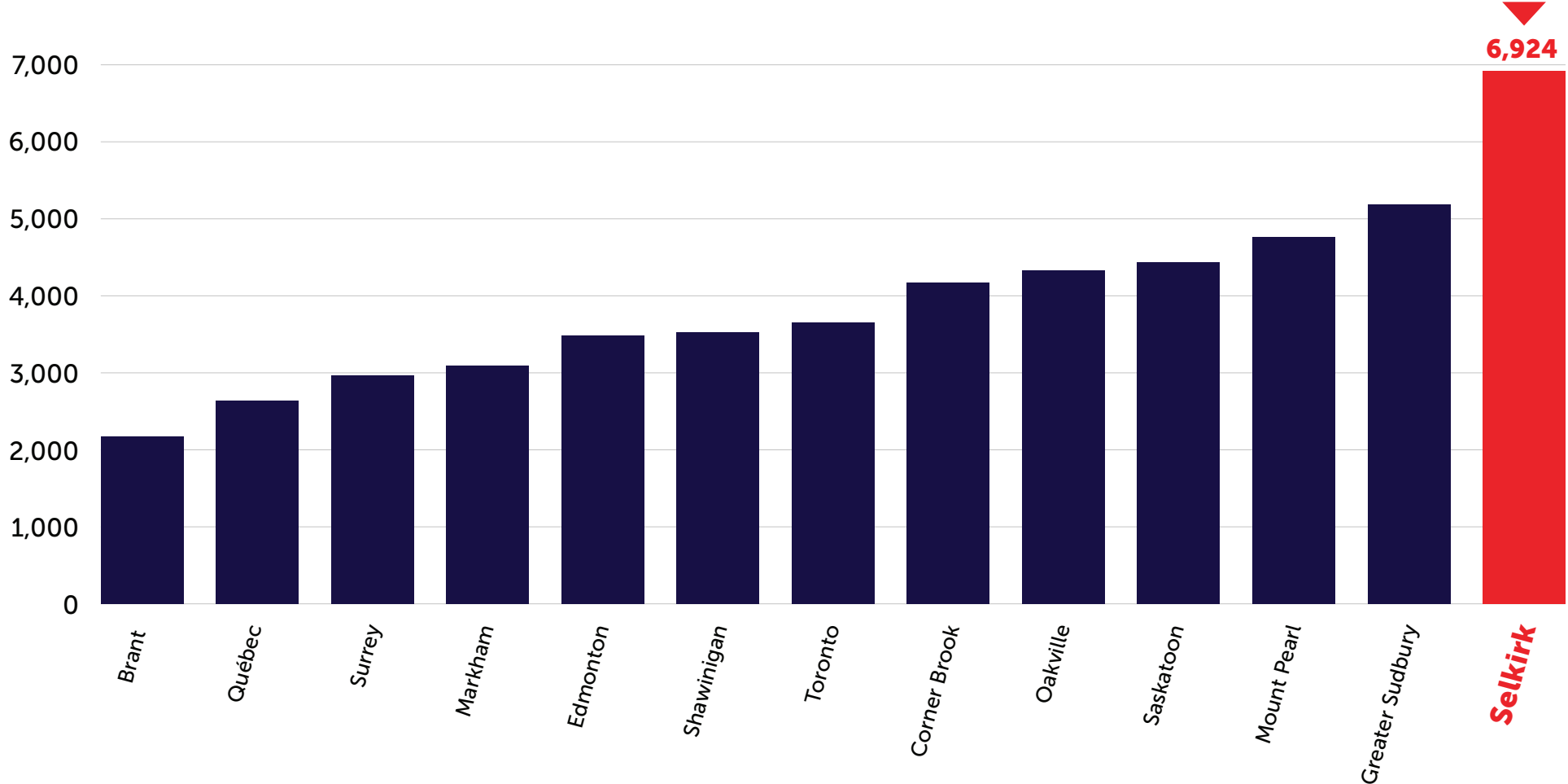
6,924

per 100 000 Population

SELKIRK: OFFERING AFFORDABILITY AND OPPORTUNITY A STRONG AND STABLE ECONOMY

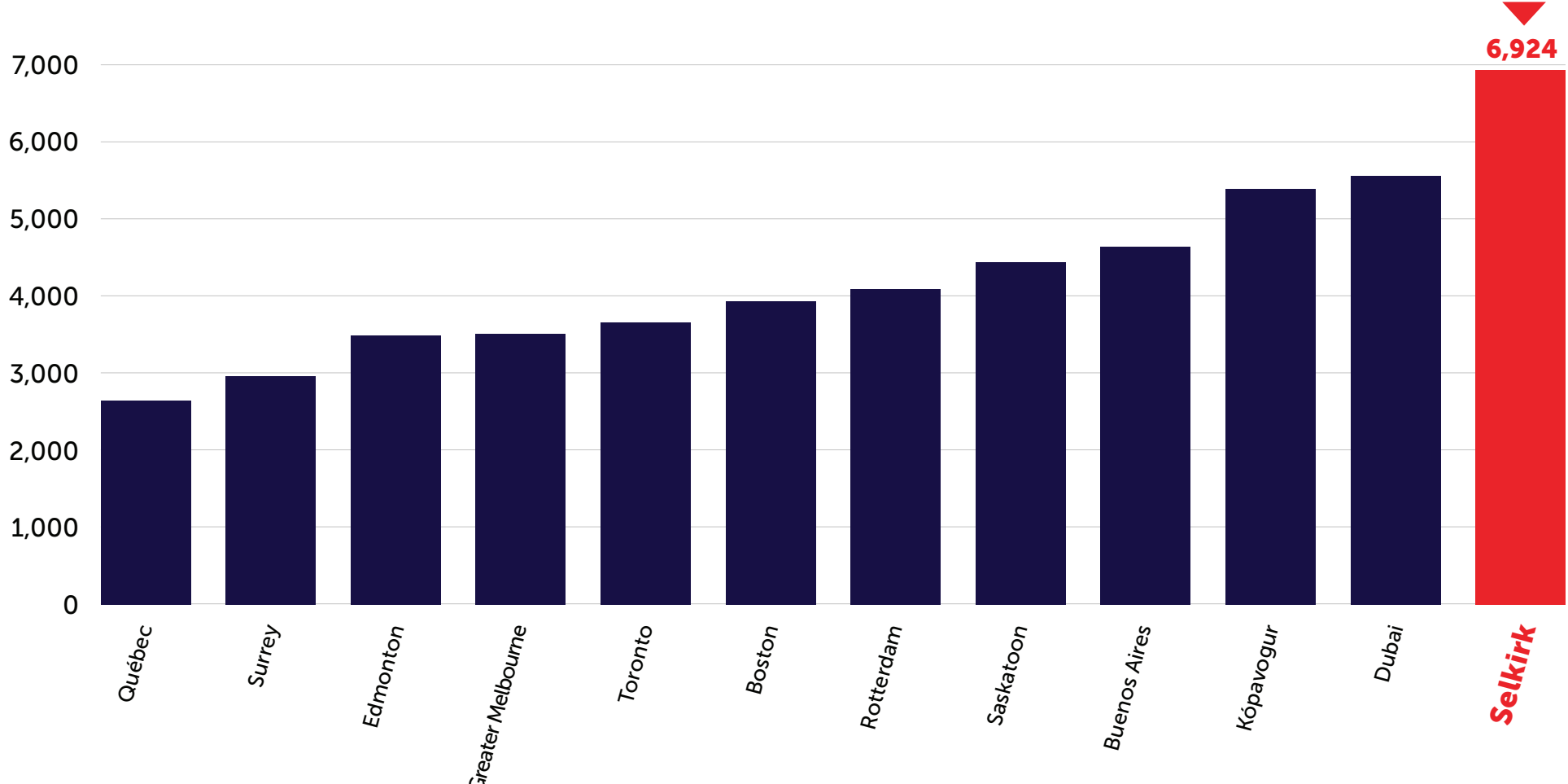
Selkirk in a Canadian Perspective Number of Businesses per 100 000 Population

ISO 37120 Indicator 5.5



Selkirk in a Global Perspective Number of Businesses per 100 000 Population

ISO 37120 Indicator 5.5



SELKIRK

INVESTING IN
INFRASTRUCTURE
FOR QUALITY OF
LIFE



WCCD

WORLD COUNCIL
ON CITY DATA



DATA FOR
CANADIAN
CITIES

WCCD



**SELKIRK: INVESTING IN
INFRASTRUCTURE FOR QUALITY
OF LIFE**

**PURSUING
SUSTAINABLE
LIFESTYLES**



WCCD

WORLD COUNCIL
ON CITY DATA

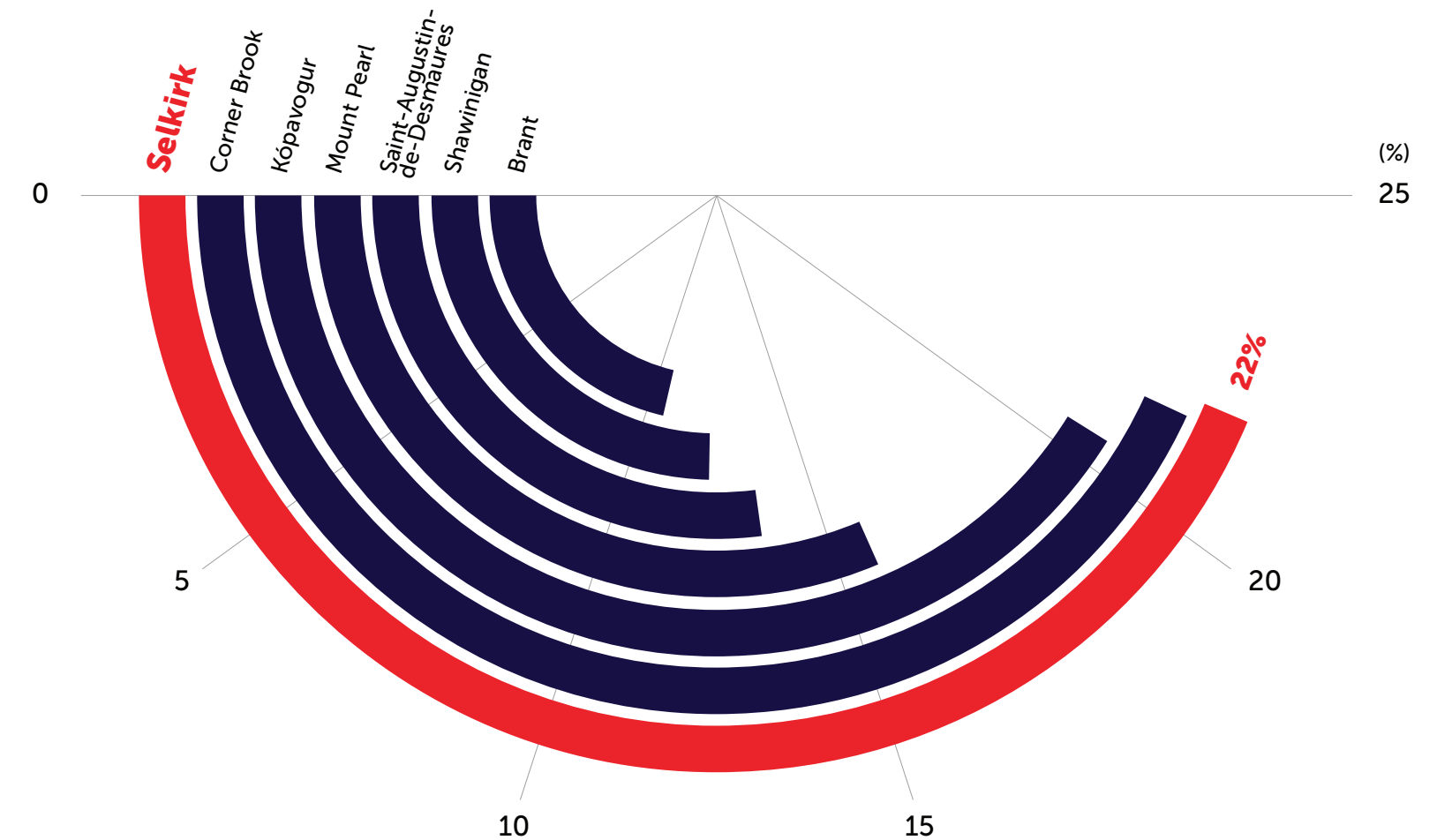


**DATA FOR
CANADIAN
CITIES**

Percentage of Commuters Using a Travel Mode to Work Other Than a Personal Vehicle

ISO 37120 Indicator 19.3

Cities with a Population Below 50,000



**SELKIRK: INVESTING IN
INFRASTRUCTURE FOR QUALITY
OF LIFE**

**SUPPORTING
COMMUNITY
HEALTH**



WCCD

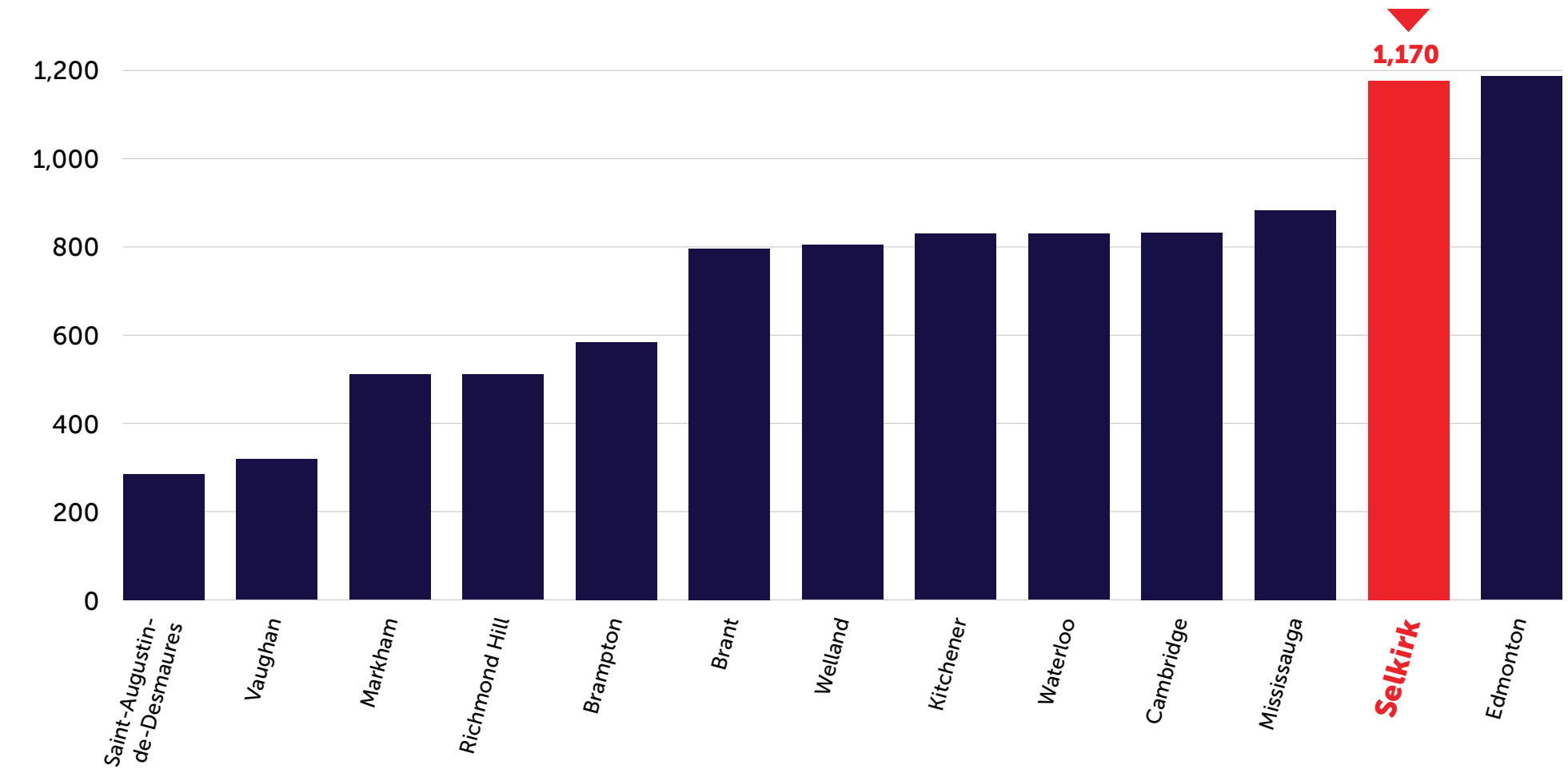
WORLD COUNCIL
ON CITY DATA



**DATA FOR
CANADIAN
CITIES**

Number of Nursing and Midwifery Personnel per 100 000 Population

ISO 37120 Indicator 11.5



SELKIRK: INVESTING IN INFRASTRUCTURE FOR QUALITY OF LIFE

A PLACE FOR PLAY



WCCD

WORLD COUNCIL ON CITY DATA

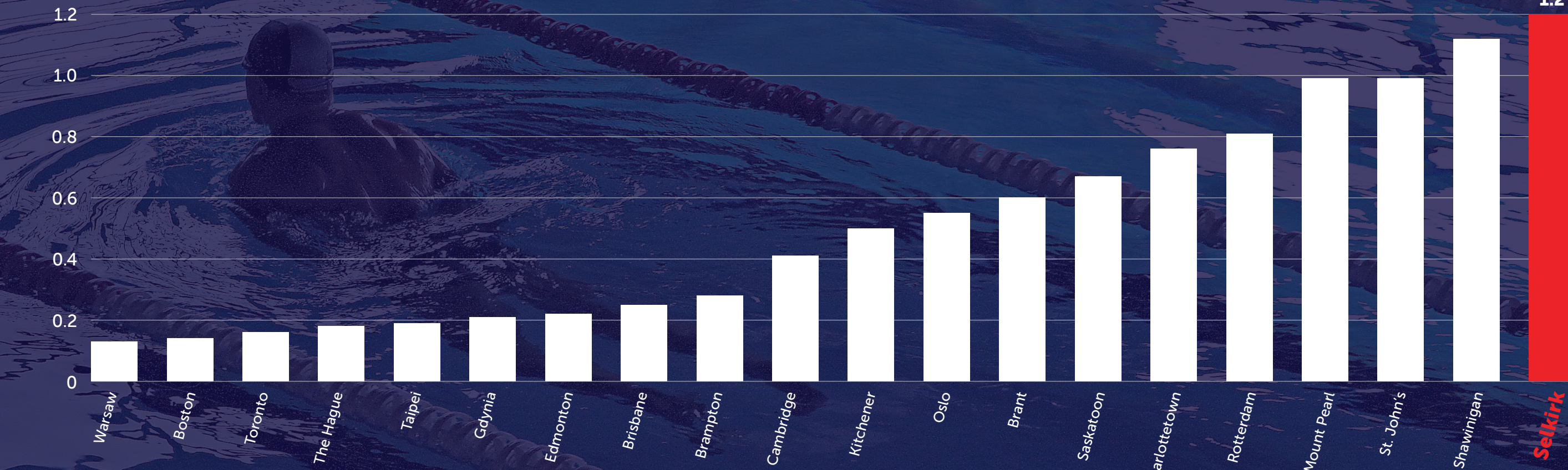


DATA FOR CANADIAN CITIES

Square Metres of Public Indoor Recreation Space per capita

ISO 37120 Indicator 14.1

(m²/capita)



SELKIRK

ENSURING A THRIVING AND VIBRANT CITY



WCCD

WORLD COUNCIL
ON CITY DATA



DATA FOR
CANADIAN
CITIES

SELKIRK: ENSURING A THRIVING AND VIBRANT CITY

A QUALIFIED WORKFORCE FOR A SUSTAINABLE FUTURE



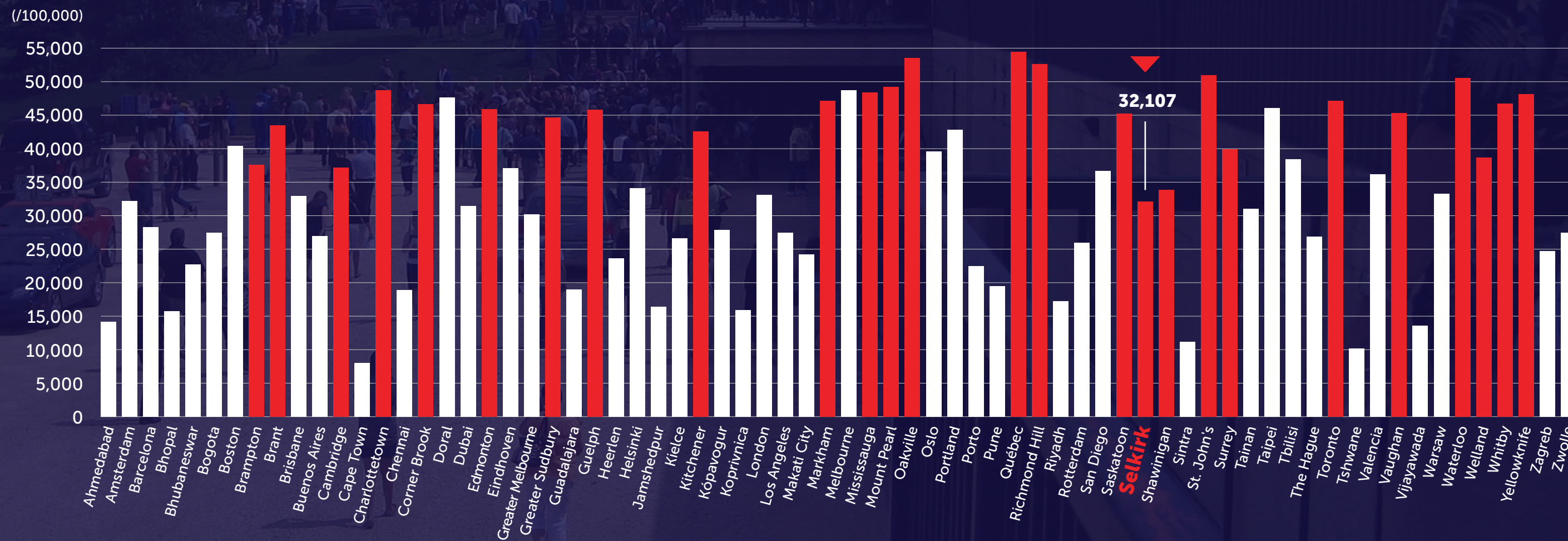
WCCD

WORLD COUNCIL ON CITY DATA



Number of Higher Education Degrees per 100 000 Population

ISO 37120 Indicator 6.6



PHOTOS REQUIRING ATTRIBUTION

Robert Linsdell, 2010, Lord Selkirk School, Selkirk, <https://www.flickr.com/photos/boblinsdell/9446954920/in/>. <https://creativecommons.org/licenses/by/2.0/>.

Robert Linsdell, 2014, Red River, Selkirk, <https://www.flickr.com/photos/boblinsdell/16470195585/>. <https://creativecommons.org/licenses/by/2.0/>.





WCCD

WORLD COUNCIL
ON CITY DATA



WCCD

**DATA FOR
CANADIAN
CITIES**

CITY OF
Selkirk
Where it all comes together